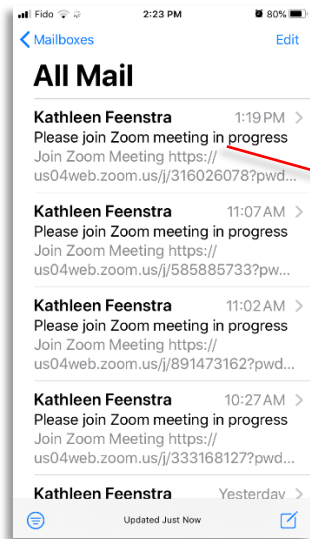


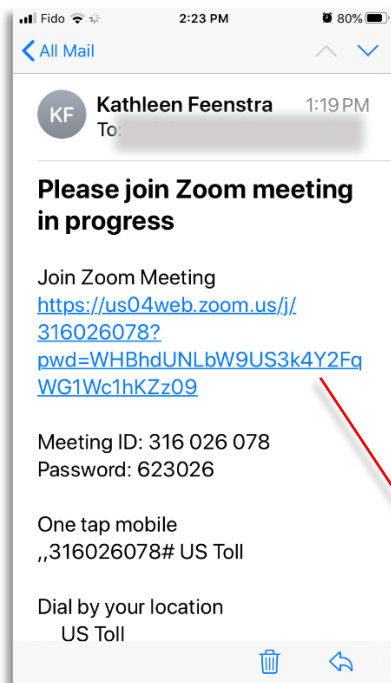
# SETTING UP AND USING ZOOM FOR THE FIRST TIME (ON AN IPHONE OR IPAD)

AT YOUR LESSON TIME, RIGHT AFTER KATHLEEN FINISHES LESSONS WITH THE PREVIOUS STUDENT, YOU WILL RECEIVE AN EMAIL LESSON INVITE TO YOUR DEVICE.



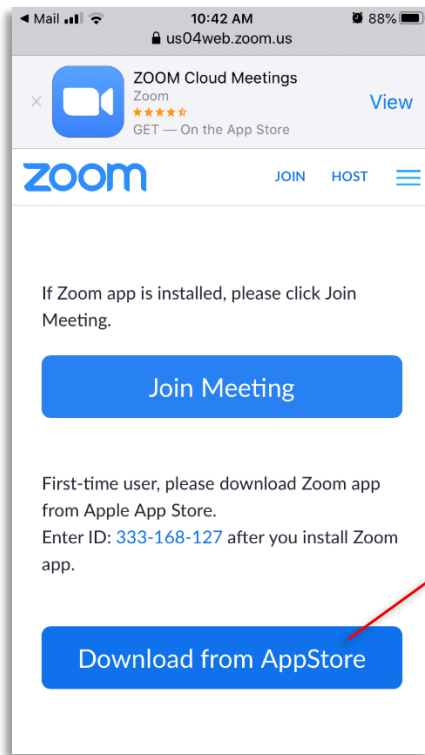
EMAIL INVITE!

OPEN THE EMAIL AND CLICK ON THE LINK EMBEDDED IN IT.



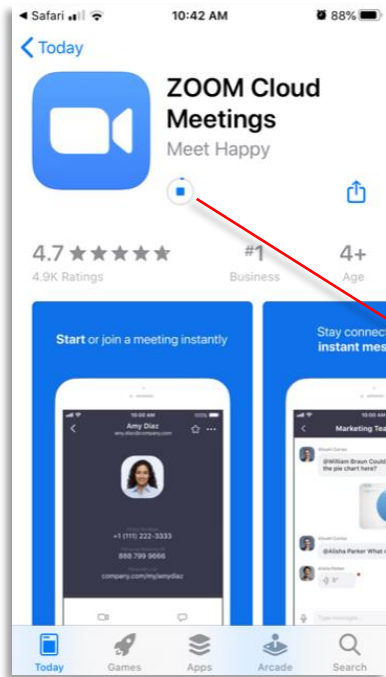
CLICK THIS LINK

IF THIS IS YOUR FIRST TIME USING ZOOM ON THIS APPLE DEVICE, ZOOM WILL OPEN THIS WINDOW. CLICK ON THE DOWNLOAD FROM APPSTORE LINK.



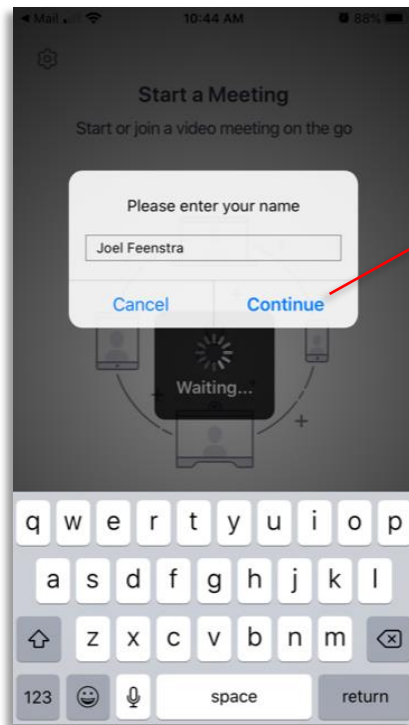
CLICK THIS LINK

THE LINK WILL BRING YOU TO THE APPSTORE. ONCE THERE DOWNLOAD AND INSTALL THE APP. IT IS FREE.



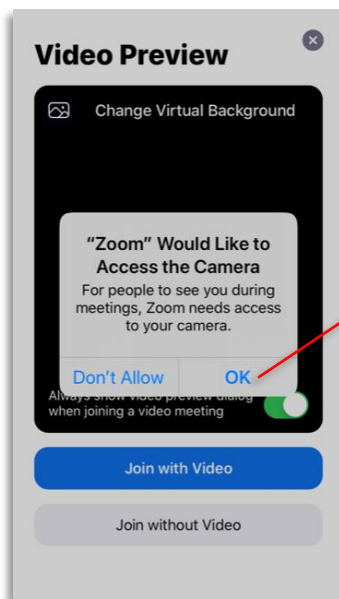
CLICK THE DOWNLOAD BUTTON AND WAIT FOR THE APP TO DOWNLOAD AND INSTALL

ONCE THE ZOOM APP HAS DOWNLOADED, IT WILL CONTINUE THE PROCESS OF JOINING THE MEETING. THE FIRST THING IT WILL PROMPT YOU FOR IS YOUR NAME. IF YOU ARE SHARING THIS WITH A SIBLING, PLEASE USE BOTH NAMES! ENTER THAT AND THEN CLICK CONTINUE.



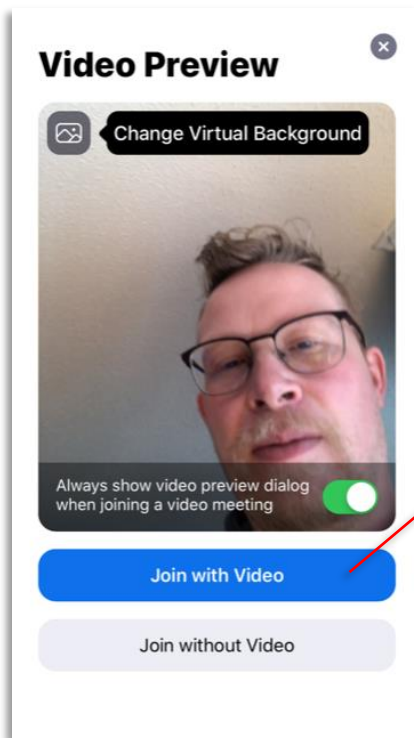
FILL OUT YOUR NAME AND THEN CLICK THIS CONTINUE

THE APP WILL THEN REQUEST ACCESS TO YOUR CAMERA. CLICK OK. IF ZOOM CANNOT ACCESS THE CAMERA, KATHLEEN WILL NOT BE ABLE TO SEE YOU AND YOUR PIANO THROUGH THE APP.



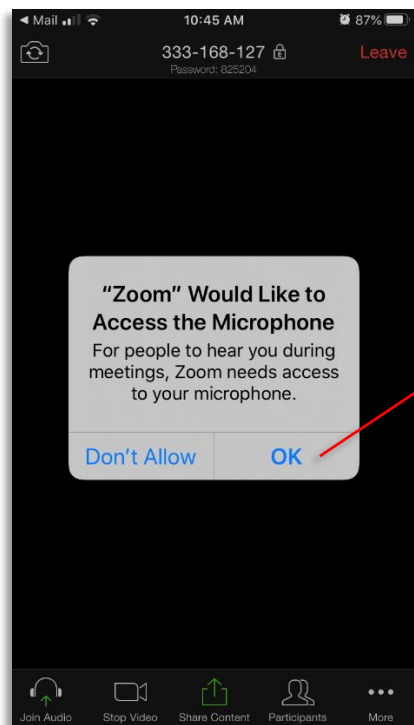
CLICK OK

NOW YOUR CAMERA IS SETUP. CLICK JOIN WITH VIDEO TO ALLOW KATHLEEN TO SEE YOU AND YOUR PIANO.



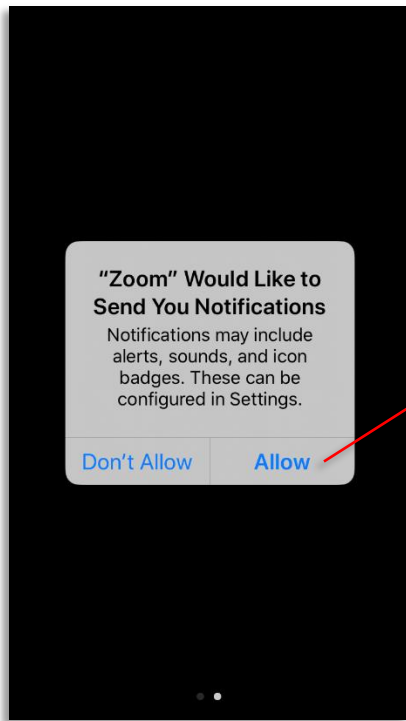
CLICK THIS BUTTON

THE APP WILL THEN REQUEST ACCESS TO YOUR MICROPHONE. CLICK OK. THAT WAY YOUR AUDIO FEED WILL BE ABLE TO BE SHARED THROUGH THE APP SO KATHLEEN CAN HEAR YOU AND YOUR PIANO.



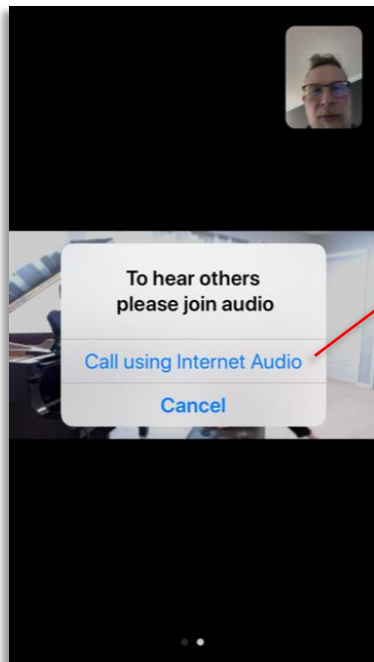
CLICK OK

LAST OF ALL, THE APP WILL ASK TO BE ABLE TO SEND YOU NOTIFICATIONS. CLICK ALLOW, AS THEN ANY NOTIFICATIONS THAT KATHLEEN SENDS TO YOU THROUGH THE APP WILL BE DISPLAYED.




CLICK ALLOW

NOW YOU ARE JUST ABOUT IN. CLICK CALL USING INTERNET AUDIO TO JOIN THE LESSON. YOU SHOULD BE ABLE TO SEE AND HEAR KATHLEEN, AS WELL AS A THUMBNAIL PICTURE OF YOURSELF.



CLICK HERE TO JOIN THE VIDEO LESSON

THAT'S IT. YOU ARE IN AND YOUR LESSON CAN BEGIN. AND NEXT TIME YOU TAKE A LESSON ONLINE, CLICKING ON THE EMAIL LINK WILL DIRECTLY TAKE YOU INTO THE LESSON IN THE APP.



THIS IS NOT KATHLEEN, BUT THIS IS WHERE YOU WOULD SEE HER AT HER PIANO!

IF YOU TAP THE SCREEN, A MENU WILL COME UP WITH MORE OPTIONS LIKE "INVITE", "PARTICIPANTS", "SHARE SCREEN", "RECORD", OR "MORE". MOST OF THESE WILL NEVER BE NEEDED IN LESSONS, ALTHOUGH KATHLEEN MIGHT SOMETIMES USE THE "CHAT" FUNCTION (FOUND UNDER THE "MORE" SECTION) TO WRITE OUT INSTRUCTIONS, SONG NAMES, OR OTHER INFORMATION THAT YOU NEED TO RECORD INTO YOUR LESSON BOOK.